

Rockingham South and Mandurah Comprehensive Bike Map

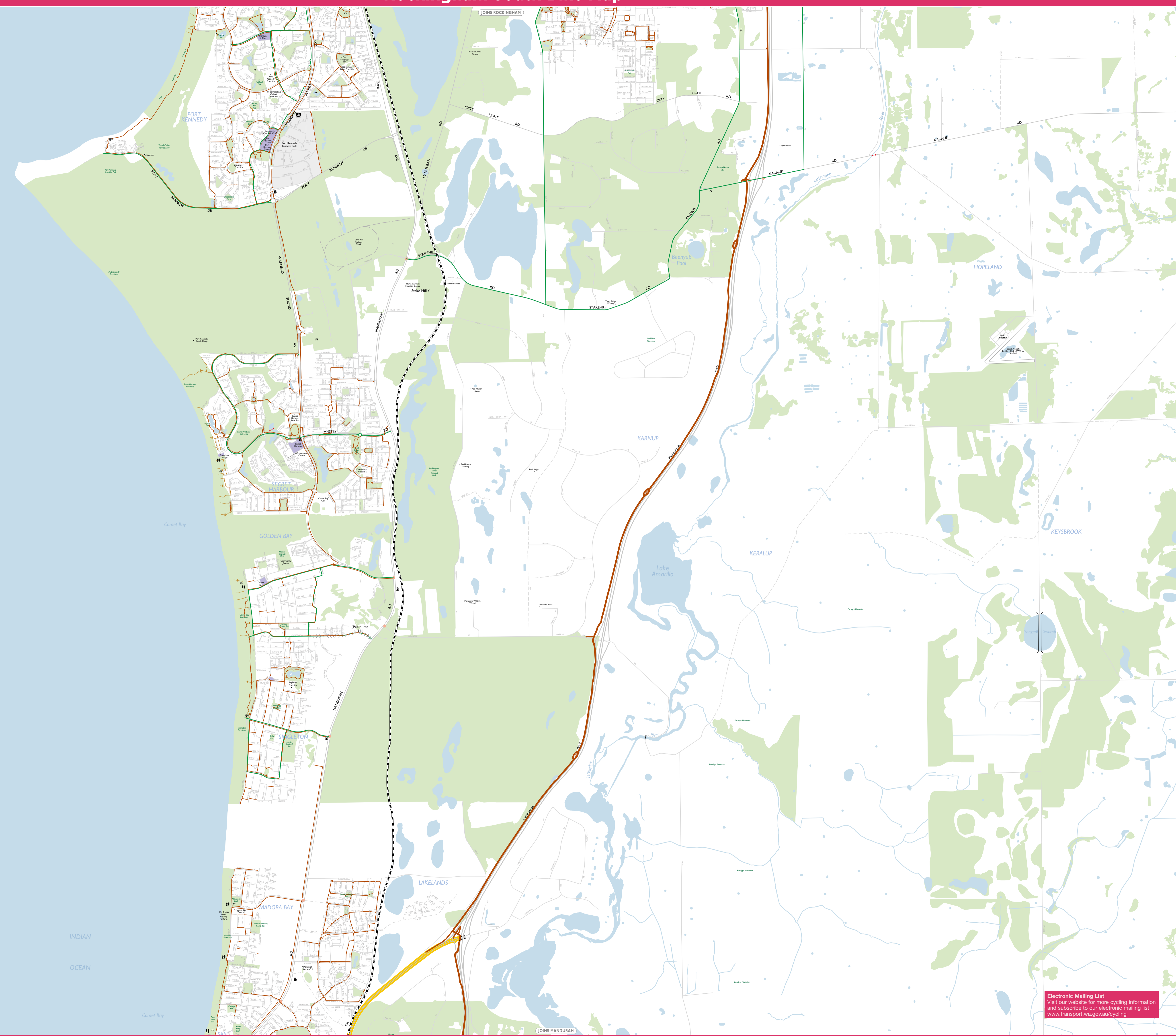
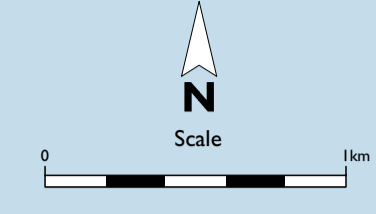


Good planning is the key to getting the most from Perth's bike network.

Remember to slip, stop, slap...

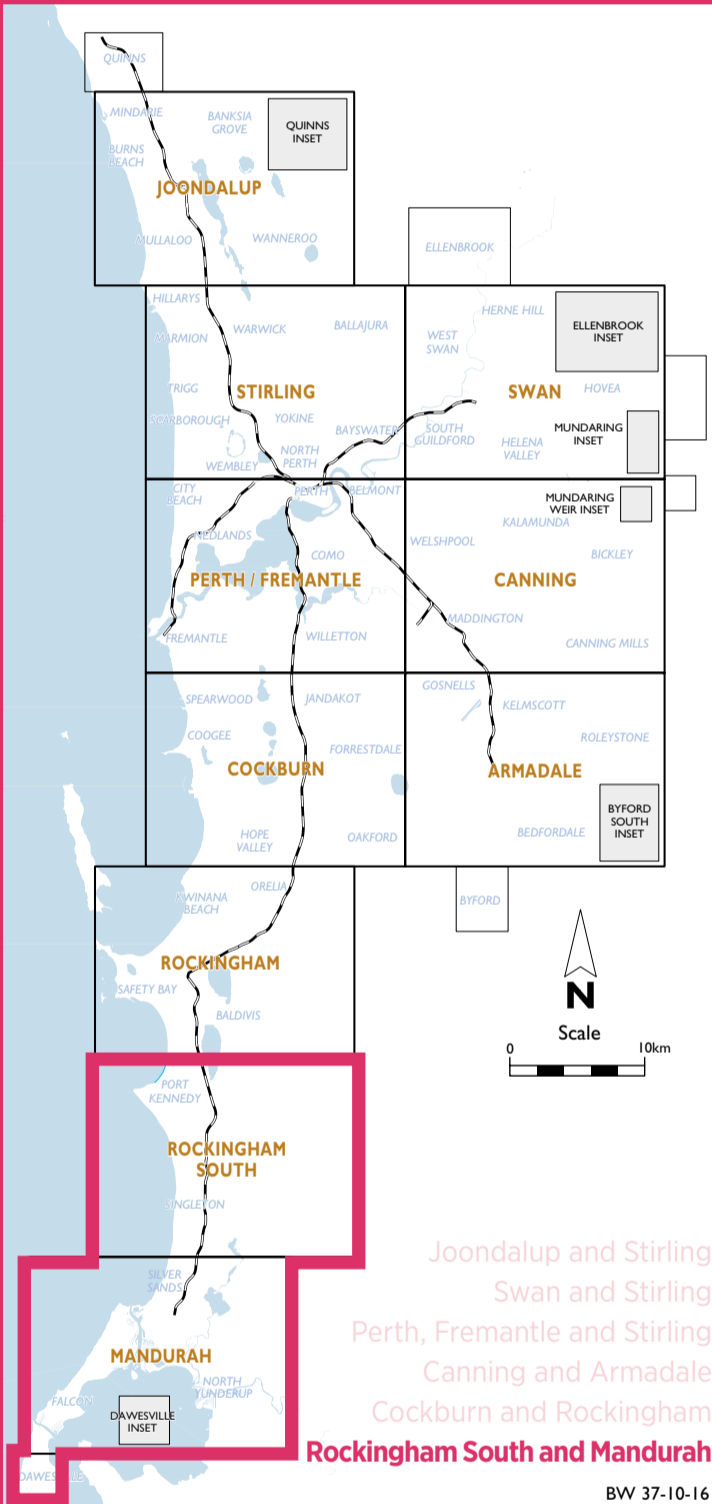
Take enough water for your ride.

Ensure your bike is in good condition.



Electronic Mailing List
Visit our website for more cycling information and subscribe to our electronic mailing list
www.transport.wa.gov.au/cycling

Index to Perth Bike Maps



Legend

- Principal Shared Path (PSP)
- High Quality Shared Path
- Other Shared Path (Shared by Pedestrians & Cyclists)
- Good Road Riding Environment
- Perth Bicycle Network (PBN) - Continuous Signed Routes
- Bicycle Boulevard
- Gradient Arrow
- Bicycle Lanes or Sealed Shoulder Either Side
- Contra Flow Bike Lane
- Traffic Direction, Traffic Light
- Bike Shop
- Bike Hire
- Bike Locker
- Bike Shelter
- Bike Parking
- Bike Repair Station
- Bike Pump Station
- Road Bridge, Foot Bridge, Underpass
- Railway
- Underground Railway
- Freight Railway, Railway Crossing
- Train Transfer, Train and Bus Transfer
- Train Station, Special Events Station
- Bus Station, Ferry Terminus
- Petrol Station
- Public Toilets, Accessible Toilet
- Pleasant Rest Area, Post Office
- Walking Trail
- Shopping Area
- Parks, Ovals and / or Bushland
- Industrial Area
- Point of Interest

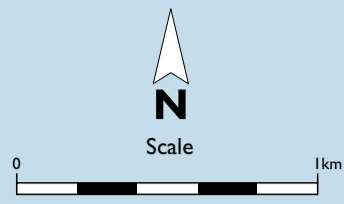
Cycling improves your health and fitness.

You can enjoy many great bike routes and paths around Perth.

Short trips are ideal for riding a bike.

Good for you, the community and the environment.

Electronic Mailing List
 Visit our website for more cycling information and subscribe to our electronic mailing list
www.transport.wa.gov.au/cycling



Cycling improves your health and fitness.



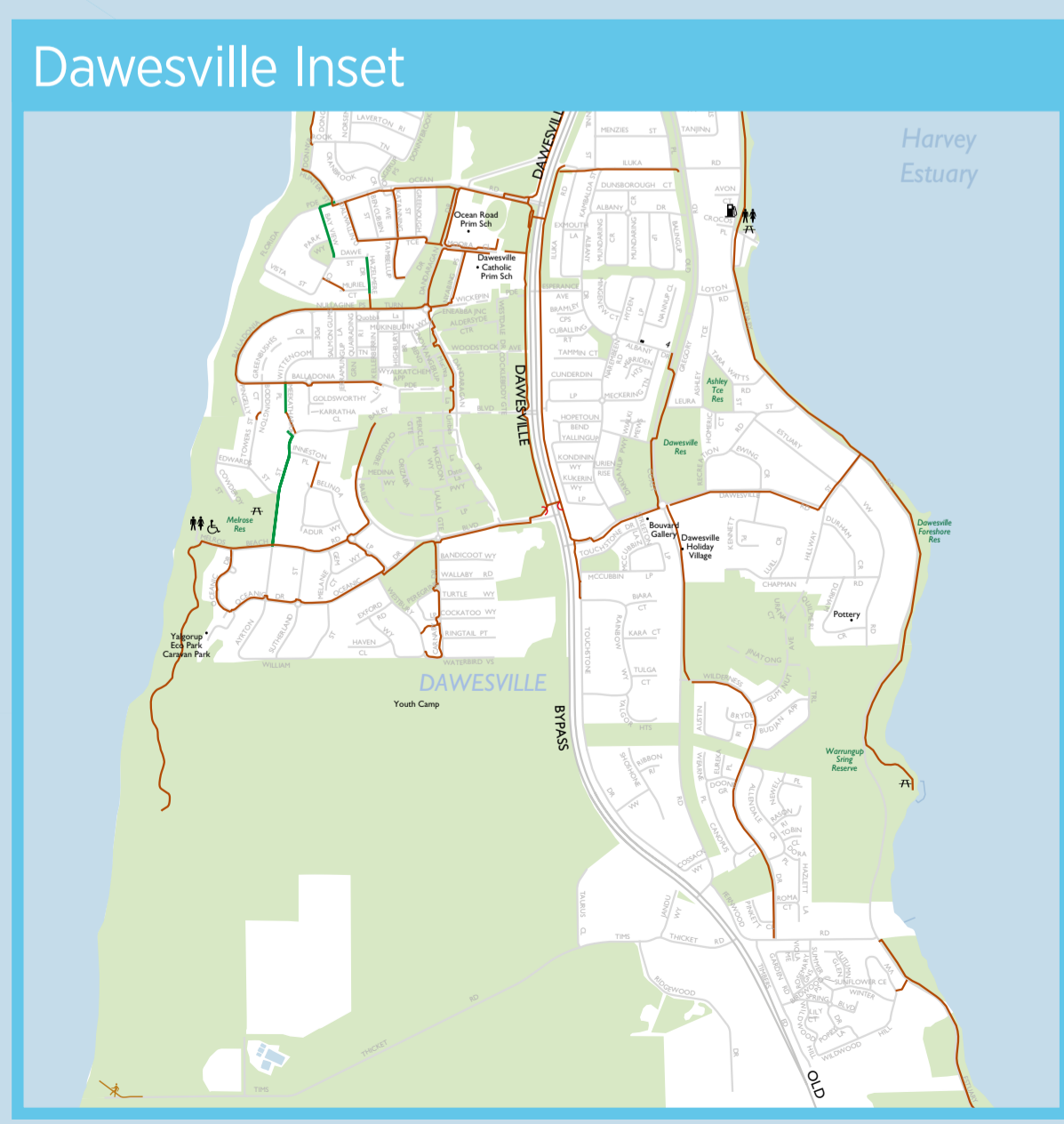
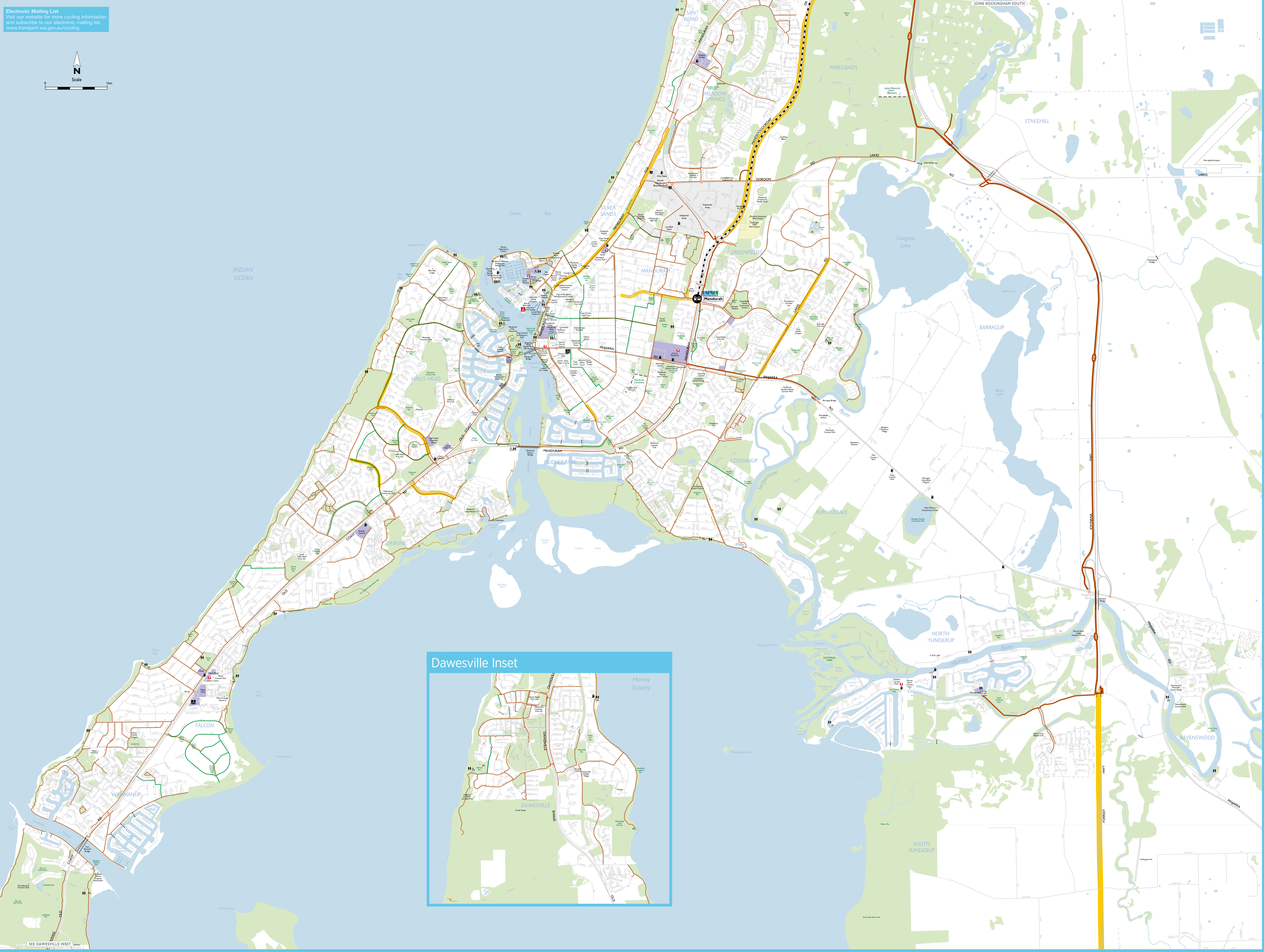
You can enjoy many great bike routes and paths around Perth.



Short trips are ideal for riding a bike.



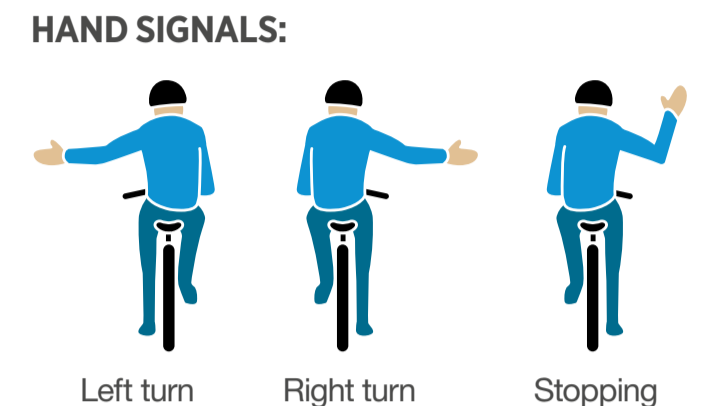
Good for you, the community and the environment.



TRAVELLING BY BIKE:
 Thousands of people in Perth now regularly leave their car at home and travel by bike. In addition to helping to reduce the amount of traffic on our roads cycling improves health and fitness and is a fun and inexpensive way to get around.

- TRAVEL TIPS:**
- Plan your journey and know your route.
 - Always wear a helmet.
 - Make yourself visible to other road users.
 - Take a lock with you to secure your bike.
 - Take a bottle of water with you.

- SHARED PATH SAFETY TIPS:**
- Always give way to pedestrians.
 - Ring your bell to alert path users of your approach.
 - Ride slowly when other path users are around.
 - Allow adequate space when passing.
 - Travel in single file.
 - Keep left unless overtaking.



BIKES AND PUBLIC TRANSPORT:
 Bicycles are not allowed on buses, however, you can take your bicycle on a train or a ferry without additional charges to your fare. Please follow the rules below when taking your bike on a train:

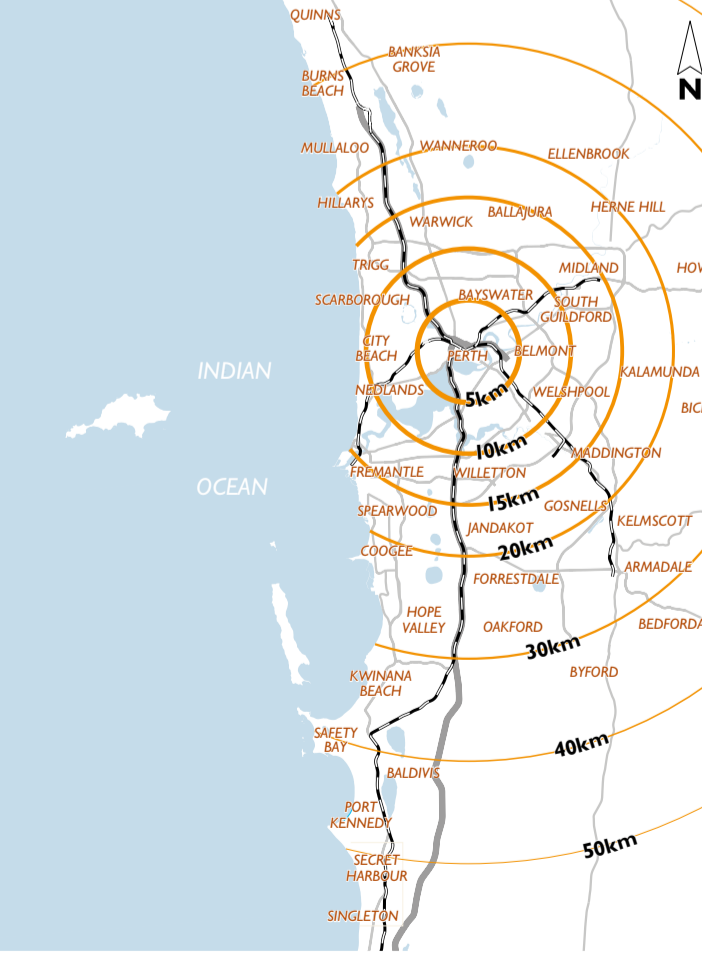
- You may take your bike on the train or ferry except during these times on weekdays:
 - Towards the City Centre between 7.00am-9.00am.
 - Away from the City Centre between 4.30pm-6.30pm.
- In addition, during the above times cannot be taken on trains departing or passing, in either direction, through the following train stations: Perth Central, Perth Underground and Esplanade.
- However, fold-up bikes and unicycles are permitted at any time, provided they are contained within a carry bag. Check with Transperth regarding bike dimensions, storage on trains and on board etiquette.
- Bicycle riders are to use the lift, where provided, and to walk their bike throughout all train stations.

For detailed information on taking your bicycle on Transperth services, bike parking or reporting a hazard in railway precincts please visit www.transperth.wa.gov.au or call 13 62 13.

CONTACT
 Department of Transport
 140 William St, Perth 6000
 GPO Box C102
 Perth WA 6839
 Telephone: (08) 6551 6000
 Email: cycling@transport.wa.gov.au
 Website: www.transport.wa.gov.au/cycling



Distance / Time



Distance (km)	Time Required to Travel Distance	
	15km/h (Easy Cycle)	30km/h (Fast Cycle)
1	4 mins	2 mins
2	8 mins	4 mins
5	20 mins	10 mins
10	40 mins	20 mins
15	60 mins	30 mins
20	80 mins	40 mins

Good planning is the key to getting the most from Perth's bike network.

Remember to slip, stop, slap...

Take enough water for your ride.

Ensure your bike is in good condition.