



WA PORTS INFOGRAPHIC

2018-19

TOTAL TRADE

PORT AUTHORITIES 751.1M
OTHER PORTS 234.9M



986.1M Tonnes THROUGHPUT

Source: The Bureau of Infrastructure, Transport and Regional Economics

WA EXPORTS



29% OF THE NATION'S EXPORTS BY VALUE




62% OF THE NATION'S EXPORTS BY WEIGHT

ASSETS AND TRADE

\$3.3B worth of ASSETS

\$127B worth of TRADE through Port Authority Ports



VALUE OF TRADE

\$68.4B CHINA

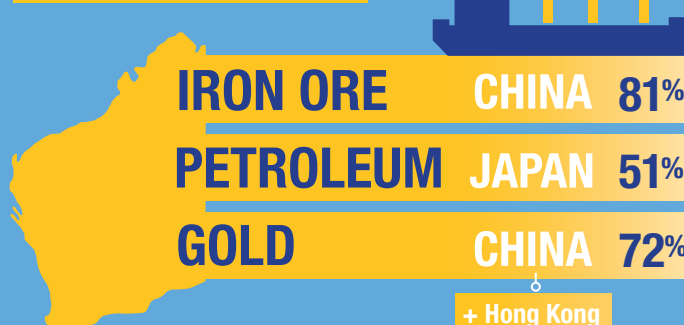
\$23.1B JAPAN

\$8.6B SOUTH KOREA


\$7B HONG KONG

\$6.2B SINGAPORE


WHERE IT GOES



MAJOR EXPORT VALUES AND VOLUMES



\$64B 811M Tonnes IRON ORE




\$27B 44M Tonnes LNG



\$11.5B 212 Tonnes GOLD

Source: WA Department of Jobs, Tourism, Science and Innovation Source: (Economic Profile – July 2019, based on 2017/18 data). All WA Ports, being Port Authorities Act 1999 ports and Shipping and Pilotage Act 1967 port facilities

OTHER EXPORTS




\$7.4B AGRICULTURE, FIBRE AND FISHERIES



\$7.9B ALUMINA



\$4.5B CONDENSATE



\$2.6B NICKEL

\$1.6B LITHIUM & OTHERS

\$0.4B MINERAL SANDS INCLUDING ZIRCON

\$0.5B COBALT

Source: WA Department of Jobs, Tourism, Science and Innovation (Economic Profile – July 2019, based on 2017/18 data)

STATE FUNDING

2019-20 to 2022-23 ASSET INVESTMENT PROGRAM OF \$428M FOR

Fremantle Port Authority \$207.9M

Kimberley Ports Authority \$13.5M


Mid West Ports Authority \$27M

Pilbara Ports Authority \$129.4M

Southern Ports Authority \$50.1M

STATE DIVIDENDS AND TAXES

\$272.85M CONTRIBUTION to STATE FINANCES in the form of TAXES and DIVIDENDS 2018-19 financial year



FREIGHT MOVEMENT

Source: Australian Bureau of Statistics 30.31 Merchandise Exports and Imports by Mode of Transport 2018



VESSEL VISITS

10,389 VESSEL VISITS TO Port Authority Ports

WA Port Authority Annual Reports 2018/19

Source: Tourism WA, Western Australia Cruising Snapshot


TOURISM

152,355 CRUISE SHIP PASSENGERS

115 CRUISE SHIPS INJECTING \$275.9M

COMMUNITY

\$954k to COMMUNITY GROUPS



22 PORT CONSULTATIONS with COMMUNITY across 9 regional areas

PORT AUTHORITY BOARDS

FIVE PORT AUTHORITY BOARDS

2014

2019



Collectively 30 MEMBERS

Collectively 34 MEMBERS

WA Port Authority Annual Reports 2018/19