



How to use your Passenger Transport Subsidy Scheme card

Easy Read version



How to use this document



We are the Government of Western Australia
Department of Transport.

We wrote this document.

Bold
Not bold

We wrote some words in **bold**.

We explain what these words mean.



You can ask someone you trust for support to:

- read this document
- find more information.



This is an Easy Read summary of another document.

It only includes the most important ideas.



You can find the other document on our website.

www.transport.wa.gov.au/ptss

About PTSS

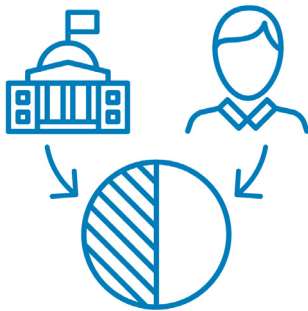


We run a program called the Passenger Transport Subsidy Scheme.

In this document, we call it PTSS.



PTSS supports people with disability by helping pay for taxi services.



This means we pay for part of the trip.

And the person only has to pay what is left over.

PTSS 
TUSS 

We use PTSS now instead of the Taxi User Subsidy Scheme (TUSS).



When you take part in PTSS, you get a **subsidy**.

A subsidy is money from the government to help pay for services.

You can get a:



- ‘standard subsidy’ – this means we will pay for **50% of your trip**

or



- ‘wheelchair subsidy’ – this means we pay for **50% or 75% of your trip**.

How to use your PTSS card



You need to have your PTSS card with you when you take a taxi.

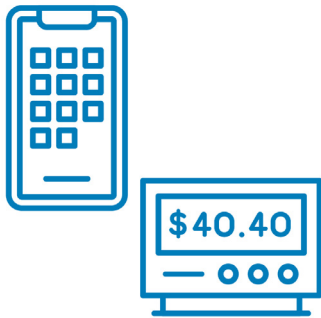


If you don't have your PTSS card with you, we won't be able to pay for part of your trip.



You must show your PTSS card to your taxi driver at the:

- start of your trip
- end of your trip.

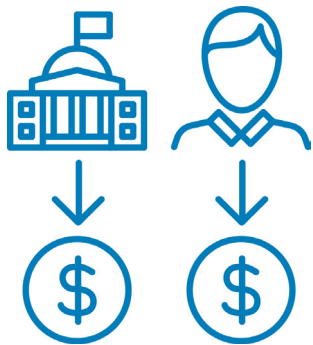


They will scan your PTSS card using their:

- phone
- **taxi meter.**

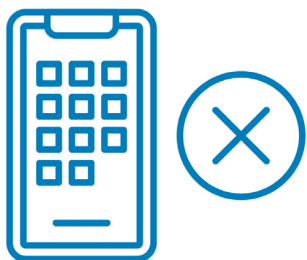


A taxi meter is a computer that tells you how much your trip costs.



This will help your taxi driver check how much money:

- we will pay
- you will pay.



You don't need to have a smart phone to use your PTSS card.

Rules you must follow



There are rules you need to follow when you use your PTSS card.



You cannot leave your PTSS card with anyone, like your taxi driver.



You cannot let anyone borrow your PTSS card.




You cannot sell your PTSS card.



If someone steals your PTSS card, you need to contact us.

What your PTSS card will look like

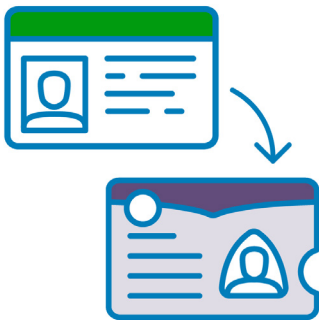


If you get a 'standard subsidy', your PTSS card will be yellow.



If you get a 'wheelchair subsidy', your PTSS card will be purple.

If you had a green TUSS card, you will get:



- a purple PTSS card



- the same subsidy that you had with TUSS.

The front of your PTSS card will include:



- your name



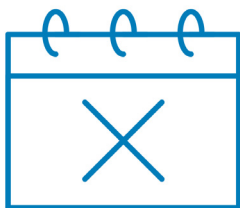
- a card number



- a photo of you



- what type of subsidy you get



- an **expiry date**.

An expiry date is the last day you can use something.

The back of your PTSS card will include:




- information about how to use your PTSS card



- a number to call if someone finds the card.

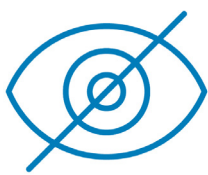
Your PTSS card will also include:



- the letters 'PTSS' in Braille on the front



- a cut out on the side.



This will support people who are blind or have low vision to find their card.



If you need a new card



You won't be able to use your card after the expiry date.



You will need a new card if you want to keep taking part in PTSS.



We will send you a new card in the mail.



We might need a new photo of you before we can send you a new card.

We will contact you if we need a new photo of you.

Contact us



You can contact us for more information.



You can call us.

13 11 56




You can send us an email.

ondemandtransport@transport.wa.gov.au



You can visit our website.

www.transport.wa.gov.au/ptss



The Information Access Group created this Easy Read document using stock photography and custom images.

The images may not be reused without permission.

For any enquiries about the images, please visit

www.informationaccessgroup.com. Quote job number 6157.